

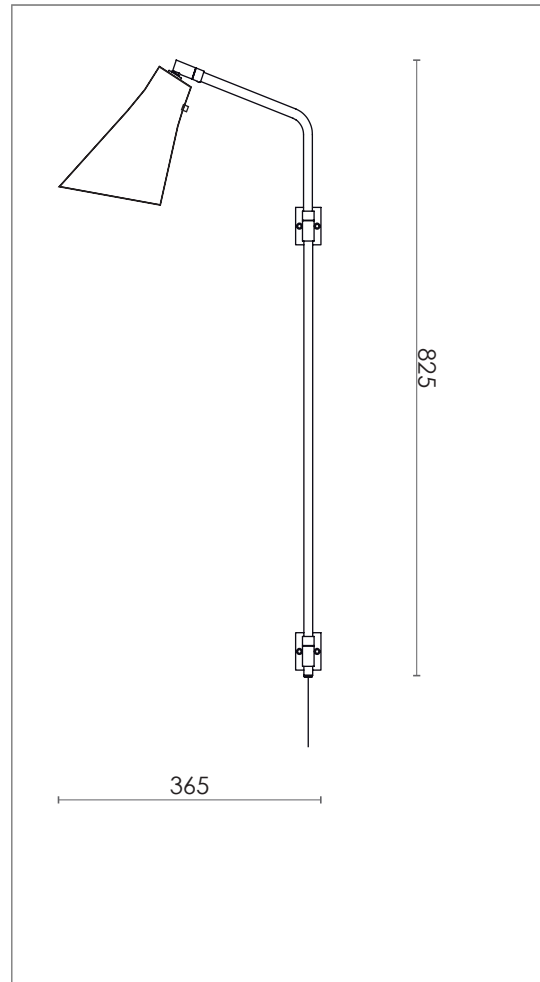
MILLER WALL SWING

DESIGN SPECIFICATIONS



DIMENSIONS (mm)	H 825 x D 365 - SHADE Ø 140
WEIGHT (kg)	1,1
MATERIALS	THE LAMP IS MADE FROM CLEAR LACQURED BRASS OR POWDER COATED STEEL
CORD (mm)	BLACK TEXTILE - L 1900
ENVIRONMENT	INDOOR
DESIGN BY	NICLAS HOFLIN
DESIGN YEAR	2014

ELECTRICAL SPECIFICATIONS

SWITCH	ON / OFF
BULB HOLDER	GU10
LIGHT SOURCE	INCLUDED DIMMABLE 4 W LED - 2700 K
DIMMABLE	YES
MAX (W)	6 W LED
VOLTAGE	230 / 240
CLASS	2
IP	20



COLOURS

 BLACK	ART.NO. 850274005	 UMBRA GREY / BRASS	ART.NO. 850271126
 BLACK / BRASS	ART.NO. 850271005	 LIGHT SAND / BRASS	ART.NO. 850271127
 SILK GREY / BRASS	ART.NO. 850271110	 SLATE GREY / STEEL	ART.NO. 850273025
 SLATE GREY / BRASS	ART.NO. 850271125	 UMBRA GREY / STEEL	ART.NO. 850273026