




## KTribe F3 Outdoor Panama

 F6268022 - Panama

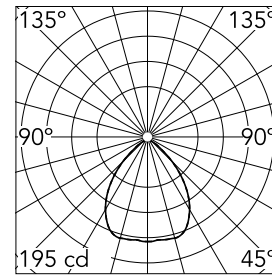
Floor lamp emitting diffused light for outdoor use. Die-cast aluminum base and pole support. Chemical conversion treatment of the structural parts to enhance their resistance to atmospheric agents. Chrome finish. Injection-molded polycarbonate internal diffuser and bulb-holder. External diffuser made from braided colored PVC tubes and inner frame from polyester-painted aluminum tubes. Steel cathaphoresis treated counterweight for effective weather resistance. Painted die-cast aluminum external diffuser cover.

### Main specifications

<b>Mountings</b>	Floor
<b>Environment</b>	Outdoor

### Optical

<b>Lighting type</b>	Direct
<b>Light distribution</b>	Symmetric
<b>Optical type</b>	Diffused light
<b>Beam angle (°)</b>	85
<b>Beam angle C90-270 (°)</b>	85



Beam Angle DIR: 85°

h(m)	E(lx)	D(m)
1	195	1.82
2	49	3.64
3	22	5.46
4	12	7.28
5	8	9.10

Luminous flux luminaire  
4350 lm



### Electrical

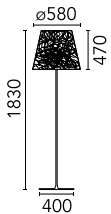
<b>Frequency (Hz)</b>	50-60
<b>Voltage (V)</b>	220-240
<b>Emergency</b>	Without
<b>Insulation class</b>	II

### Physical

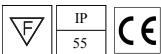
<b>Color</b>	Panama
<b>Orientation</b>	Fixed
<b>Weight (kg)</b>	23

### Note

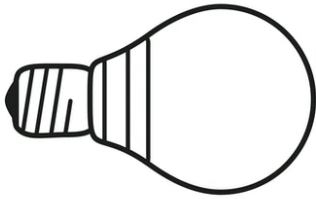
Light source not included. HSGS E27: 1x250W or 1 LED: 21W - 2450 lm - 3000K  
We recommend using a connection system with a degree of protection greater than or equal to the degree of protection of the luminaire.



### Certification / Marking



## KTribe F3 Outdoor Panama



---

LED 21W E27 2452lm 3000K [e] cod.  
RF26998 Dimmable  
RF26998