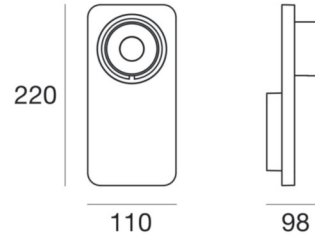




Ceiling Lights | 220-240 V | arrayLED 11 W 500 mA | CRI 80  
8460



Technical data	
Installation position	Wall lights - Ceiling
Installation environment	Indoor
Light Source	LED
Optics	Flood
Light emission direction	downward
Power	11 W
Luminous flux (source)	1162 lm
Frequency	60 - 50 Hz
CCT / Tonaltà	3000 K
Colour rendering index	80 Ra
Safety class	1
IP	IP20
Optical compartment IP	IP40
Glow wire test	850°
Direct mounting on normally flammable surfaces	Yes
CE	Yes
ETL	No
Fire Rated (BS 476 PT21 compliant)	No
Driver included	Driver
Dimmable article	Phase cut
Induction	No
Emergency mode	No
Motion sensor	No
Directional	Orientabile
total angle (vertical plane)	90 °
total angle (horizontal plane)	350 °
Tilting	No
Walk-over	No
Drive-over	No
Cable included	No
Resin potting	No
Type of light emission	Single emission
Net weight	0.600 Kg
Electrostatic discharge protection	No
Surge protection	No

Finishing casing	
Material	Aluminium
Colour	embossed white RAL 9003
Processing	Coating
Finishing diffuser	
Material	PC
Colour	transparent

Ceiling Lights | 220-240 V | arrayLED 11 W 500 mA | CRI 80  
8460

Single emission ceiling lights for indoor application. The warm white LED light source with a flood light distribution is composed of 1 topped LEDs with CCT of 3000 K and a CRI 80; the source luminous flux is 1162 lm, with a 105.6 lm/W nominal luminous efficacy and an operating lifetime (L80) of 80000 hours.

The device body is made of aluminium and features a embossed white ral 9003 finish, processed by means of coating; the diffuser is made of PC; the mounting frame is made of aluminium, with a embossed white ral 9003 finish, processed by means of coating. The ingress protection degree is IP20; the total weight is of 0.600 kg.

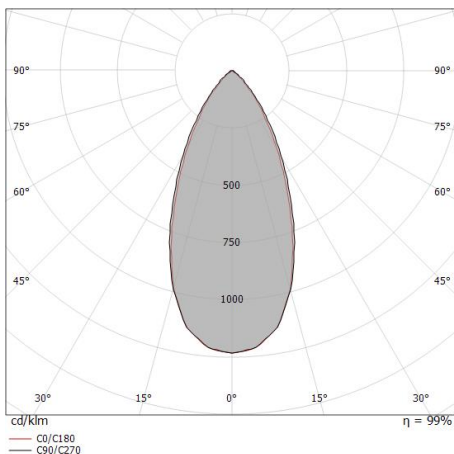
The total absorbed power is 11 W.

The device features protection class I and can be wall lights or ceiling-mounted.

Illuminotechnical Features	
Light Output Ratio (LOR)	70 %
Luminous flux (source)	1162 lm
Luminaire luminous flux	820 lm
Consumption	11 W
Luminaire efficacy	74 lm/W
Colour temperature	3000 K
Standard Deviation of Colour Matching	3 Step MacAdam
Colour rendering index	80 Ra
Life / Failure Ratio	
L80 B20 C0 80h	

UGR	
X=4H   Y=8H	S=0.25H
Reflection factor	70/50/20
UGR transversal	< 25
UGR axial	< 25

OPTICAL	
Light distribution simmetry	Symmetrical
Ottica C0/C180	47°

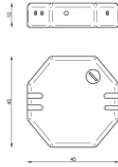


Distance [m]	Cone diameter [m]	Illuminance [lx]
0.5	0.46 0.44	E(0°) 4051 E(C90) 24.5° 1527 E(C0) 23.6° 1565
1.0	0.91 0.87	E(0°) 1013 E(C90) 24.5° 382 E(C0) 23.6° 391
1.5	1.37 1.31	E(0°) 450 E(C90) 24.5° 170 E(C0) 23.6° 174
2.0	1.82 1.75	E(0°) 253 E(C90) 24.5° 95 E(C0) 23.6° 98
2.5	2.28 2.18	E(0°) 162 E(C90) 24.5° 61 E(C0) 23.6° 63
3.0	2.73 2.62	E(0°) 113 E(C90) 24.5° 42 E(C0) 23.6° 43

— C0/C180 (Half-peak divergence: 47.2°)  
— C90/C270 (Half-peak divergence: 49.0°)



Beebo\_S | Ceiling Lights | Accessories  
**8460**



Dimmer  
PUSH DIM, 220-240V

**Code**  
KIT0026