

# Lampio

Design by Stéphane Joyeux






# Lampio

IP65 (lantern)  
Class 2  
Class 1 (models 7, 8)

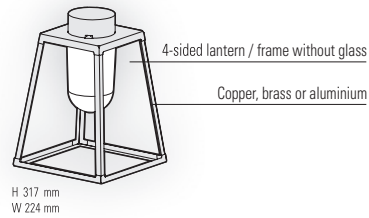
Aluminium or tinted lacquered brass or patinated lacquered copper  
Cup, rod, brackets and poles: black grey 107 (RAL 7021)  
Clear or frosted glass diffuser

## SOURCE

E27 - 52W max Ø66 mm - H 150 mm max

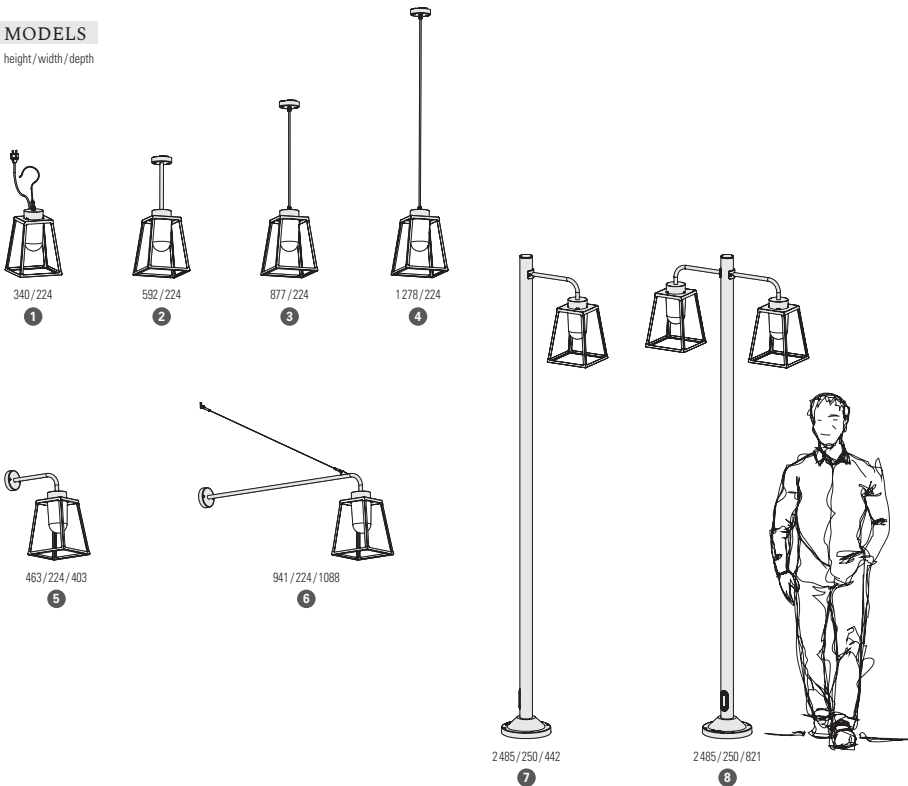


E27 (2450 lm)  
Real light output / frosted - 1558 lm  
Real light output / clear - 1673 lm



## MODELS

height / width / depth



## REFERENCES

Replace **•••** with the colour code or material code / replace **(•)** with the country's electrical plug code

MODELS	DIFFUSERS	E27	SPARE DIFFUSERS
1	CLEAR GLASS	131 001 <b>•••(•)</b>	165 035 609
	FROSTED GLASS	131 002 <b>•••(•)</b>	165 035 610
2	CLEAR GLASS	131 003 <b>•••</b>	165 035 609
	FROSTED GLASS	131 004 <b>•••</b>	165 035 610
3	CLEAR GLASS	131 005 <b>•••</b>	165 035 609
	FROSTED GLASS	131 006 <b>•••</b>	165 035 610
4	CLEAR GLASS	131 007 <b>•••</b>	165 035 609
	FROSTED GLASS	131 008 <b>•••</b>	165 035 610
5	CLEAR GLASS	131 009 <b>•••</b>	165 035 609
	FROSTED GLASS	131 010 <b>•••</b>	165 035 610
6	CLEAR GLASS	131 011 <b>•••</b>	165 035 609
	FROSTED GLASS	131 012 <b>•••</b>	165 035 610
7	CLEAR GLASS	131 013 <b>•••</b>	165 035 609
	FROSTED GLASS	131 014 <b>•••</b>	165 035 610
8	CLEAR GLASS	131 015 <b>•••</b>	165 035 609
	FROSTED GLASS	131 016 <b>•••</b>	165 035 610

## COLOURS CODES

Replace **•••** with the colour code

	RAL 7021 BLACK GREY <b>107</b>		RAL 3013 TOMATO RED <b>110</b>
	RAL 7044 SILK GREY <b>105</b>		RAL 2004 PURE ORANGE <b>014</b>
	RAL 9010 PURE WHITE <b>101</b>		RAL 1016 SULFUR YELLOW <b>068</b>
	BLUE <b>111</b>		RAL 6025 FERN GREEN <b>109</b>

Other colours on request

## MATERIAL CODES

	TINTED LACQUERED BRASS <b>070</b>
	COPPER <b>080</b>
	patinated lacquered

## PLUGS CODES

Except for French plugs, replace **(•)** with the country's plug code

	SCHUKO PLUG <b>SK</b> type F		UK PLUG <b>UK</b> type G		SWISS PLUG <b>CH</b> type J
---	---------------------------------	---	-----------------------------	---	--------------------------------

## MOUNTING

Wiring entry points in grey - Fixing kit included

