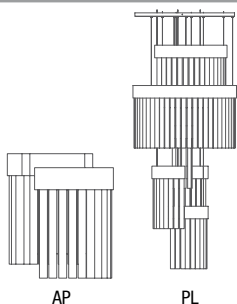


Ice

- .24 bianco/white
- .35 nero/black
- .28 antracite/anthracite
- .80 bronzo/bronze
- .20 foglia oro/gold leaf
- .21 foglia argento/silver leaf
- .22 foglia rame/copper leaf
- .26 foglia ossidata/oxidized leaf
- .07 oro spazzolato/brushed satin gold

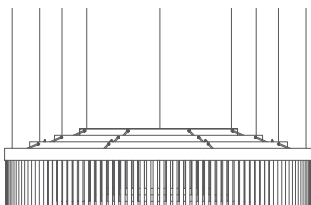
- .VL Vetro liscio/Smooth glass
- .VR Vetro rigato/Ribbed glass
- (su richiesta/on request)



AP

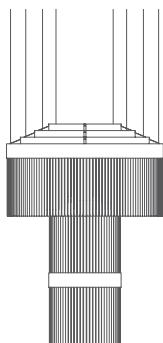
PL

Art./Code	Note	Dimensions cm	Bulb
AP 056.017.21 CE ∇ IP 20 \oplus	.24/.28/.80/.35	L/W 50 H 60 P/D 40	LED 27 W lm 1.620 K° 3.000
	.20/.21/.22/.26/.07		
PL 90 055.016.01 CE ∇ IP 20 \oplus	.24/.28/.80/.35	Ø 90 H 200	LED 110 W lm 6.600 K° 3.000
	.20/.21/.22/.26/.07		
PL 150 055.016.02 CE ∇ IP 20 \oplus	.24/.28/.80/.35	Ø 150 H 350	LED 200 W lm 12.000 K° 3.000
	.20/.21/.22/.26/.07		



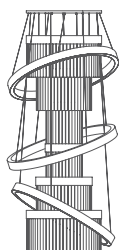
SF

Art./Code	Note	Dimensions cm	Bulb
SF 150 055.016.03 CE ∇ IP 20 \oplus	.24/.28/.80/.35	Ø 150 H 100	LED 250 W lm 15.000 K° 3.000
	.20/.21/.22/.26/.07		
SF 280 055.016.05 CE ∇ IP 20 \oplus	.24/.28/.80/.35	Ø 280 H 100	LED 510 W lm 30.600 K° 3.000
	.20/.21/.22/.26/.07		
SF 400 055.016.04 CE ∇ IP 20 \oplus	.24/.28/.80/.35	Ø 400 H 100	LED 1160 W lm 69.600 K° 3.000
	.20/.21/.22/.26/.07		



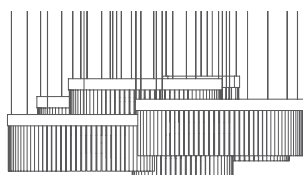
RT

Art./Code	Note	Dimensions cm	Bulb
RT 100 055.016.06 CE ∇ IP 20 \oplus	.24/.28/.80/.35	Ø 100 H 250	LED 226 W lm 13.560 K° 3.000
	.20/.21/.22/.26/.07		

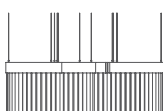


GM

Art./Code	Note	Dimensions cm	Bulb
GM 100 055.016.09 CE ∇ IP 20 \oplus	.24/.28/.80/.35	Ø 100 H 200	LED 270 W lm 16.200 K° 3.000
	.20/.21/.22/.26/.07		
GM 150 055.016.08 CE ∇ IP 20 \oplus	.24/.28/.80/.35	Ø 150 H 300	LED 525 W lm 31.440 K° 3.000
	.20/.21/.22/.26/.07		



CZ 400 - CZ 600



CZ 165

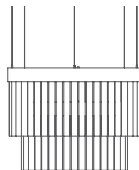
Art./Code	Note	Dimensions cm	Bulb
CZ 400 055.016.10 CE ∇ IP 20 \oplus	.24/.28/.80/.35	L/W 400 x 300 H 150	LED 470 W lm 28.200 K° 3.000
	.20/.21/.22/.26/.07		
CZ 600 055.016.11 CE ∇ IP 20 \oplus	.24/.28/.80/.35	L/W 600 x 450 H 150	LED 750 W lm 45.000 K° 3.000
	.20/.21/.22/.26/.07		
CZ 165 055.016.12 CE ∇ IP 20 \oplus	.24/.28/.80/.35	L 165 x 85 H 55	LED 66 W lm 4.200 K° 3.000
	.20/.21/.22/.26/.07		

Ice

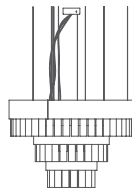
- .24 bianco/white
- .28 antracite/anthracite
- .80 bronzo/bronze
- .20 foglia oro/gold leaf
- .21 foglia argento/silver leaf
- .22 foglia rame/copper leaf
- .26 foglia ossidata/oxidized leaf
- .07 oro spazzolato/brushed satin gold

.VR Vetro rigato/Ribbed glass

.VL Vetro liscio/Smooth glass
(su richiesta/on request)



EL110



PG75

Art./Code	Note	Dimensions cm	Bulb
EL110 055.016.20 CE F IP20 ⊕	.24/.28/.80/.35	L 110 x 70 + L 70 x 50 H 80	LED 90 W lm 5.200 K° 3.000
	.20/.21/.22/.26/.07		

Art./Code	Note	Dimensions cm	Bulb
PG75 055.016.21 CE F IP20 ⊕	.24/.28/.80/.35	Ø 75 + Ø 45 + Ø 30 H 55	LED 75 W lm 4.500 K° 3.000
	.20/.21/.22/.26/.07		

FINITURE

FINISH

.28	antracite/anthracite
.24	bianco/white
.80	bronzo/bronze
.81	cromo/chrome
.21	foglia argento/silver leaf
.20	foglia oro/gold leaf
.26	foglia ossidata/oxidized leaf
.22	foglia rame/copper leaf
.35	nero/black
.03	nichel lucido/shiny nickel
.00	oro 24 kt/ gold 24kt
.09	oro anticato/antique gold
.07	oro spazzolato/brushed satin gold

MATERIALI

MATERIALS

Cristalli quadrati **Square crystals:**

.B	cristallo/crystal
.A	Ambra/Amber
.B	Cristallo/Crystal
.N	Nero/Black
.V	Viola/Violet

Cristalli ottagonali **Octagonal crystals:**

.B	cristallo/crystal
.SP	spectra
.SW	swarovski

Losanga/Rectangular **crystal:**

.C	cristallo/crystal
.W	water crystal

Incanto **crystal:**

.C	cristallo/crystal
.S	fumè/smoked

PESI E VOLUMI

WEIGHTS AND VOLUMES

kg A	peso netto/net weight
kg B	peso lordo/gross weight
m ³	metri cubi/cubic meters

DIMENSIONI cm

DIMENSIONS cm

∅	diametro/diameter
H	altezza struttura height structure
tot H	altezza totale con cavo total height with cable
L/W	larghezza/width
P/D	profondità/depth

SIMBOLI

SYMBOLS



Tutti i modelli portano la marcatura CE. Tale marcatura è stata richiesta dalla Comunità Europea, e riconosciuta in tutta Europa, con la direttiva 93/68 (ampliamento della direttiva 73/23) per confermare che i nostri prodotti sono stati sottoposti alle prove di sicurezza elettrica. All the models carry the EC symbol. This symbol is required by the European Community and recognised throughout Europe under Directive 93/68 (an updated version of Directive 73/23). It confirms that our products have passed electrical safety testing.



Apparecchio classe/Fixture class



Apparecchio adatto al montaggio su superfici normalmente infiammabili.
Unit suitable for installation on normally inflammable surfaces.



Grado di protezione contro corpi solidi o liquidi.
Degree of protection against solid bodies or liquids.